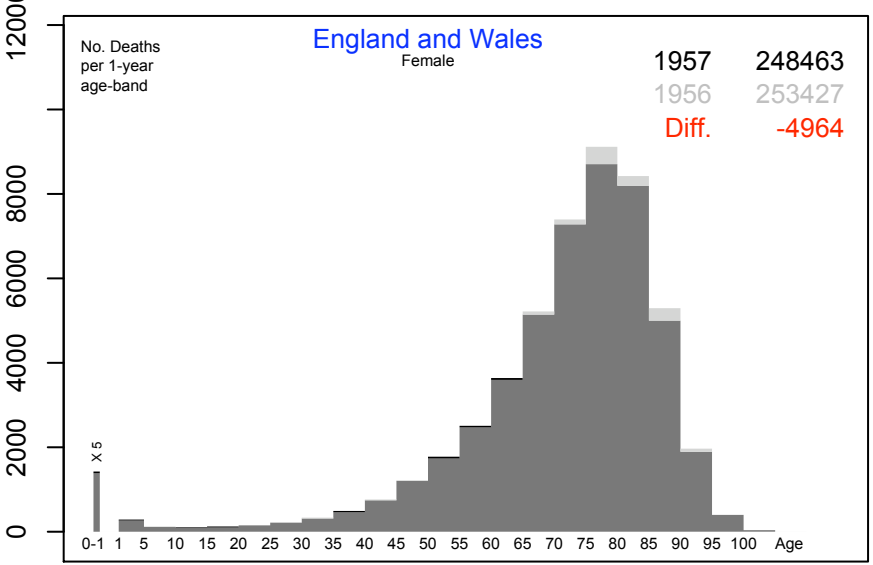
No. Deaths
per 1-year
age-band
England and Wales
Female
1957 248463
1956 253427
Diff. -4964
X 5
0 2000 4000 6000 8000 12000
0-1 1 5 10 15 20 25 30 35 40 45 50 55 60 65 70 75 80 85 90 95 100 Age

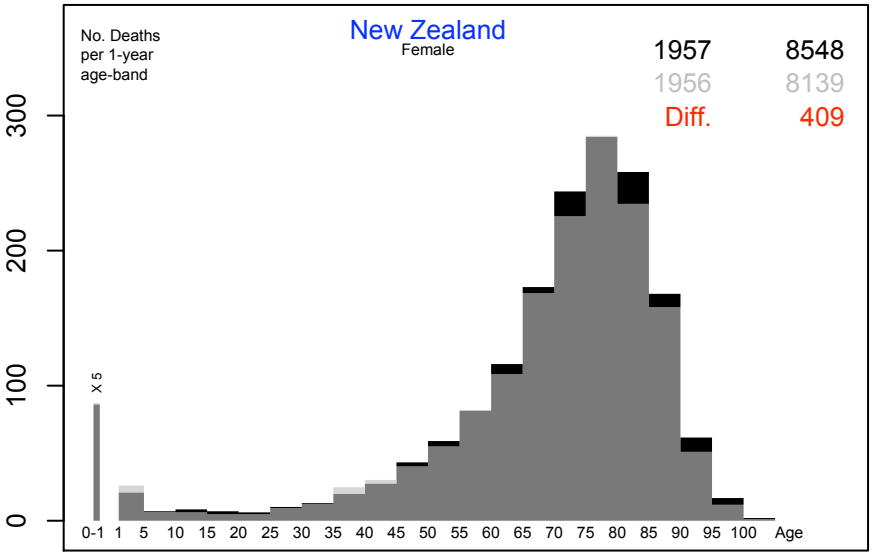
No. Deaths
per 1-year
age-band
New Zealand
Female
1957 8548
1956 8139
Diff. 409
X 5
0 100 200 300
0-1 1 5 10 15 20 25 30 35 40 45 50 55 60 65 70 75 80 85 90 95 100 Age

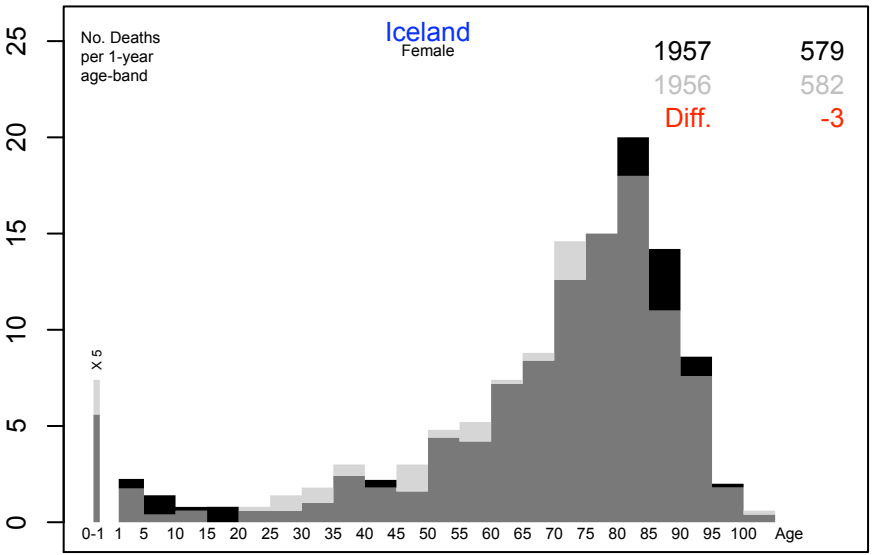
No. Deaths
per 1-year
age-band
Iceland
Female
1957 579
1956 582
Diff. -3
X 5
0 5 10 15 20 25
0-1 1 5 10 15 20 25 30 35 40 45 50 55 60 65 70 75 80 85 90 95 100 Age

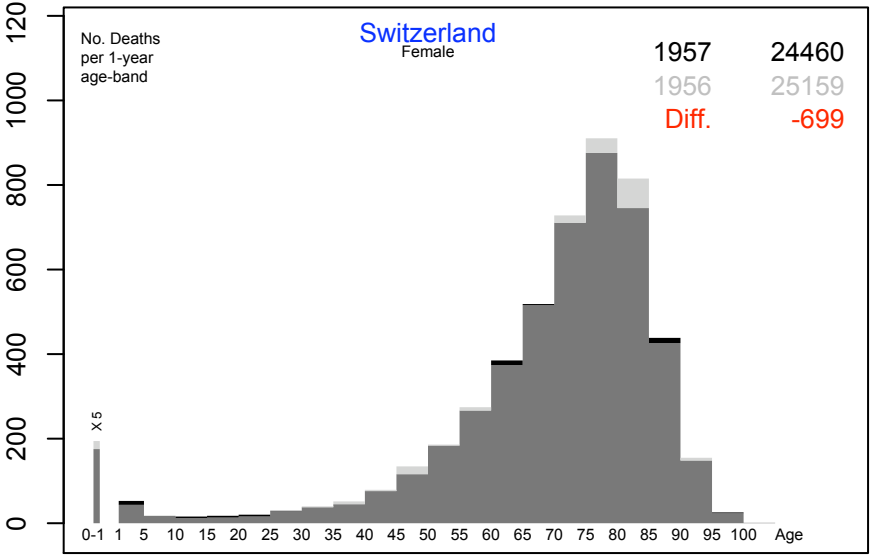
No. Deaths
per 1-year
age-band
Switzerland
Female
1957 24460
1956 25159
Diff. -699
X 5
0 200 400 600 800 1000 1200
0-1 1 5 10 15 20 25 30 35 40 45 50 55 60 65 70 75 80 85 90 95 100 Age